



PLEASE ENJOY
THIS COMPLIMENTARY
Spring Design Guide



IDEAS FOR ALL OF YOUR LIGHT POLES & CITY SIGNAGE

BANNERSAVER™



Spring is in the air!

Celebrate the new season with our Spring Banner Design Guide!

Outdoor graphics are a great way to spread colorful messages throughout your city. We invite you to flip through our ideas, mix and match the designs, or create your own! There are tons of possibilities to personalize your light pole banners and add color to your community.

**To learn more, call us at 833.667.2837 or visit us
online at bannersaver.com.**



Spring_00



Spring_09



Spring_10





Spring_11




Spring_12



Spring_13




Spring_14




Spring_15



Spring_16



Spring_01



Spring_02



Spring_03



Spring_04




Spring_05



Spring_06



Spring_07




Spring_08




Spring_17



Spring_18



Spring_19



Spring_20




Spring_21



Spring_22



Spring_23



Spring_24



Spring_25



Spring_26



Spring_27




Spring_28




Spring_29



Spring_30



Spring_31



Spring_32



Misc_05

LIKE THIS LOOK?

If you don't want dual banners, you can order only one side. Just let us know!

Make It Personal!

Britten can help you create your own custom **design!** All of these templates are ready to display your unique message, or modified to match your own color scheme.

Looking for more?

We have design guides for Summer, Fall, and Winter too. Just ask!

Need hardware?

Hang your banners with the world's original and leading performance banner bracket.

Engineered and proven to make outdoor banners last longer, this advanced spring-loaded bracket system has been wind tunnel-tested to spill 87% of NWS-rated, tornado-force winds.



Want to design your own? We'd love to help.

Do you have your own design ideas? Let's get started! To get things moving faster, please keep the following guidelines in mind.
If you have any more questions, give us a call!

Accepted File Formats

.ai .psd .pdf (press quality) .indd (all packaged files included)

Color Mode

For vector art, please assign PMS colors. For photographic images, please set-up in CMYK mode.

Image Resolution | DPI = Dots Per Inch

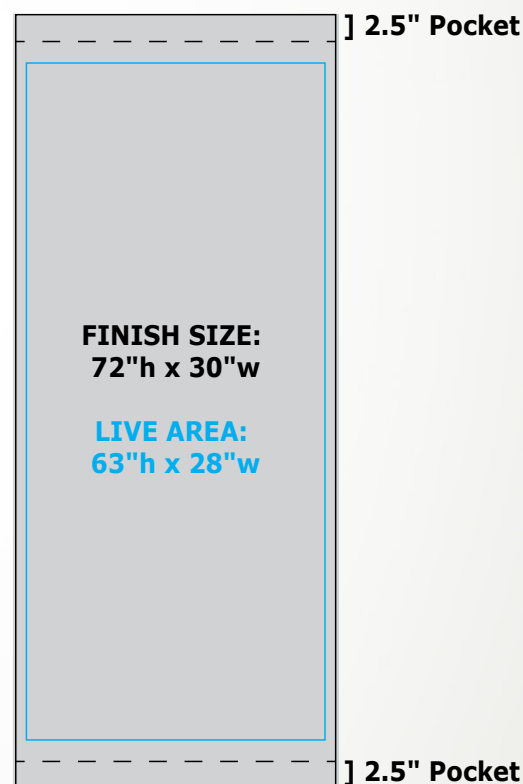
All images should be no less than 72 DPI at full-size, 720 DPI @ 10% scale.

Client Provided Proofs

All graphic files submitted should include a low-resolution PDF content proof of artwork.

File Submission

Files can be submitted via WeTransfer, DropBox, Google Drive, and email.





BANNERSAVER™

light pole bracket & banner experts / bannersaver.com / info@bannersaver.com